

IPERLUX®

PORTA FARETTO DA INCASSO

Codes:
IPAD2012

INSTRUCTIONS

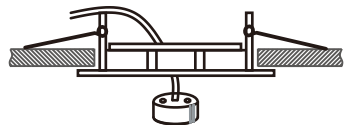
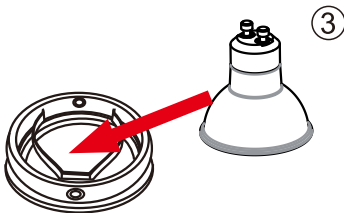
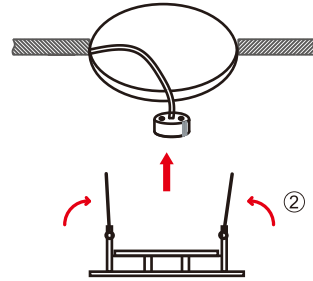
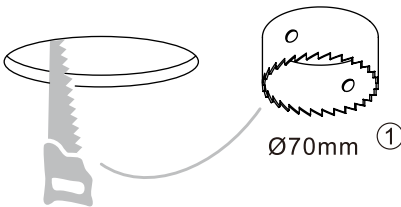
Read this instruction manual completely before using the device and keep it for future reference.

SPECIFICATIONS

Voltage: 220-240V
Frequency: 50-60 Hz
Power: 50W Max.
Lamp type: GU10

▲ CAUTION

- Disconnect the power supply during installation.
- Use gloves or a cloth when handling the lamp or fixture, as they can become hot and cause burns.
- The electrical characteristics of the fixture can be found on the product marking.



Importato da Vertrade S.r.l

Via G.Sidney Sonnino,23 - 95045Misterbianco,Italia
www.iperlux.com

ISTRUZIONI

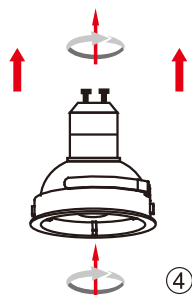
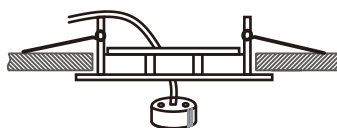
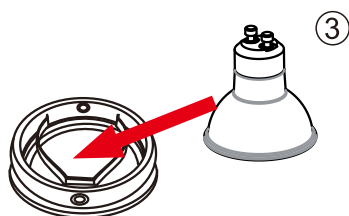
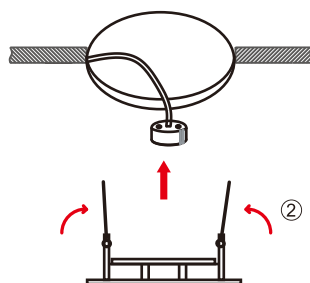
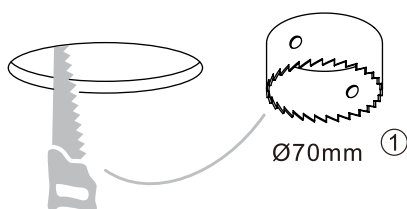
Leggere le istruzioni completamente prima di utilizzare il prodotto e conservarle per il futuro.

SPECIFICHE

Voltaggio: 220-240V
Frequenza: 50-60 Hz
Potenza: 50W Max.
Attacco: GU10

ATTENZIONE

- Disconnettere la corrente elettrica prima dell'installazione.
- Usare guanti o un panno quando si tiene la lampada e il prodotto, perchè potrebbero diventare caldi e provocare scottature.
- Le caratteristiche elettriche del prodotto si trovano nella marcatura del prodotto.



Importato da Vertrade S.r.l

Via G.Sidney Sonnino,23 - 95045Misterbianco,Italia
www.iperlux.com